

The Gemi First Mortgage Fund

Monthly Performance Update | November 2024

GEMI
INVESTMENTS

Gemi Investments has specialised in real estate secured debt investments since 2000. Gemi has a trusted reputation built over 20+ years with in excess of \$3 billion of loans written and a track record of delivering attractive investment returns.

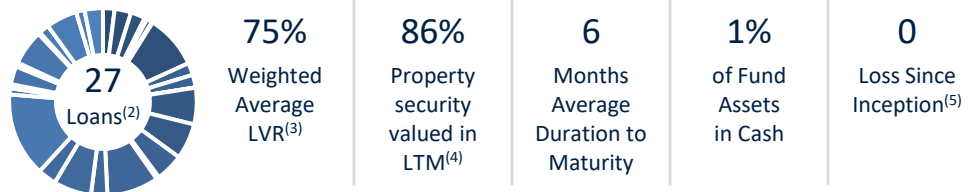
The Gemi First Mortgage Fund offers investors access to Gemi's investment strategy with **3 key benefits**:

- 1** | **Single point access to a diversified portfolio of real estate secured debt investments** originated by the Manager with **first ranked mortgage security** and **conservative LVRs**
- 2** | **Attractive risk adjusted returns with a target net return of 9.0% p.a.** and **monthly cash income**
- 3** | **Strong alignment of interests** between Investors and Gemi, with **in excess of \$5 million first loss position** invested by Gemi

Fund Performance⁽¹⁾

Ordinary Units Net Returns (p.a.)	
1 Month	9.0%
Since Inception	>8.0%

Fund Portfolio as at November 2024

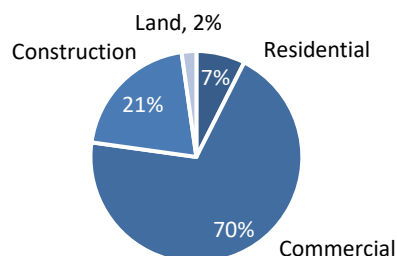


Manager's Comments:

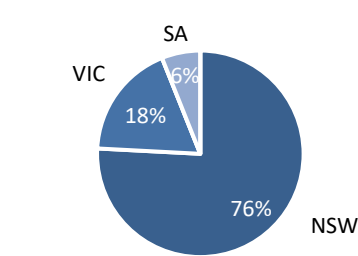
- The Gemi First Mortgage Fund delivered an annualised net investment return for ordinary unitholders of 9.0% p.a. for the month with a cash distribution of \$0.0074 per unit paid⁽⁶⁾ (or reinvested in the Fund per the investor's distribution preference), representing the 36th paid by the Fund
- Unchanged from last month, the Fund comprised of 27 loans diversified across 20 sponsors with the largest loan accounting for approximately 11% of the Fund
- Thank you for your support and investment in the Gemi First Mortgage Fund

Loan Composition⁽⁷⁾

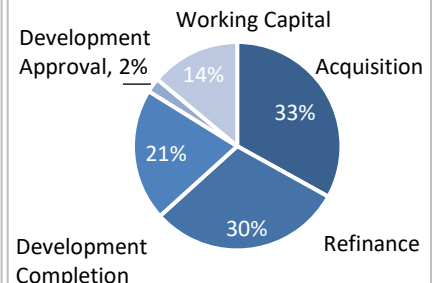
By Security Type



By Geography



By Loan Purpose



The Gemi First Mortgage Fund

Monthly Performance Update | November 2024

GEMI
INVESTMENTS

Investment Strategy & Objective

To invest in a portfolio of real estate backed loans that are secured by first ranked mortgage security over non-specialised real estate assets in Australia and New Zealand.

Target net returns for ordinary units of 9.0% p.a. (i.e. net of fees and expenses) and to provide Investors with monthly cash income and liquidity, potential for capital preservation, and portfolio diversification.

Key Fund Information

Target Net Return ⁽¹⁾	9.0% p.a.
Fund Inception	22 November 2021
Distributions	Monthly
Liquidity	Monthly ⁽⁸⁾
Ordinary Unit Price	\$1.00

Investor Enquiries

Email	enquiries@gemi.com.au
Phone	(02) 9157 0710
Address:	Level 6, 4 Martin Place, Sydney NSW 2000 www.gemi.com.au/the-gemi-first-mortgage-fund

Page 1

1. All performance and returns figures are for ordinary units.
2. Chart illustrates the proportion of the total loan book represented by each loan.
3. Calculation takes into account the cash holding.
4. Proportion of loan assets with underlying property security valued or independently assessed in the last 12 months (as at the date of this report).
5. Refers to investors of ordinary units.
6. Assuming the investment was held for the entire period.
7. Percentage figures may be subject to rounding.

Page 2

1. All performance and returns figures are for ordinary units.
8. Subject to an initial minimum investment period of 3 months and the Fund having available liquid assets.

Disclaimer

This communication has been prepared for The Gemi First Mortgage Fund by the Manager, Gemi Investments Pty Ltd (ACN 626 991 213) ATF Gemi Investments Unit Trust. The communication contains general information only and does not take into account individual investor's investment objectives, particular needs or financial situation. It does not constitute financial, tax, or legal advice, nor is it an offer or invitation to subscribe or purchase, or a recommendation of, any financial product. This communication is not intended to be relied upon by investors in making an investment decision. While every effort has been made to ensure the information in this communication is accurate, its accuracy, reliability or completeness are not guaranteed. Past performance is not a reliable indicator of future performance.